



Viola cornuta F₁
Admire®

**Most Professional Viola cornuta
Series on the Market**



Viola cornuta F₁

Admire®



Most Professional Viola cornuta Series on the Market

- Early, consistent pack performance
- Central flowers on short flower stems
- Narrow flowering window across the series
- Excellent branching
- Very uniform plant habit
- Superior production in fall and spring
- Outstanding, floriferous outdoor performance



Admire® Clear Mix



White
W 9249 / E



White Purple Wing
W 9252 / E



Ivory Blotch
W 9230 / E



Apricot Purple Wing
W 9251 / E



Orange Purple Wing
W 9265 / E



Red Blotch
W 9240 / E



Blue Heaven
W 9227 / E



Jolly Face
W 9212 / E



Marina
W 9225 / E

Admire® Mixes



Blackberry Mix
W 9281E



California Mix
W 9282E



Clear Mix
W 9287 / E



Indian Summer Mix
W 9285E



Jump Up Mix
W 9284E



Maxi Mix
(incl. all colors)
W 9280 / E



Cream
W 9211 / E



**Limoncello
Purple Wing**
W 9250 / E

New



Lemon Purple Wing
W 9229 / E



Yellow
W 9255 / E



Yellow Blotch
W 9257 / E

Imp



Yellow Purple Wing
W 9259 / E



Red Yellow Face
W 9243 / E



Pink
W 9236 / E



Pink Surprise
W 9235 / E



Orchid
W 9266 / E



Lavender Pink Face
W 9239 / E



Neon Purple Wing
W 9207 / E



Deep Marina
W 9224 / E



Blue
W 9208 / E



Deep Blue
W 9221 / E



Purple
W 9268 / E

New



Purple White Face
W 9238 / E



Deep Purple Face
W 9222 / E



Admire® Jolly Face

Easy to produce the same series for both Spring and Fall

Viola cornuta Admire® is the most consistent, professional Viola cornuta series on the market. Rely on its tight flowering window and ship all colors together.

Tested in many breeder and grower trials the Admire® series promises full lush packs of intense color. For high impact at retail, and superior performance, you just can't beat Admire®!

Technical Information

Product Use: Packs, pots, mixed containers and landscape/mass plantings

PLUG CULTURE

Germination: Maintain optimal conditions for seedling development, should begin on the day of sowing until root emergence. Expect root emergence in 3-4 days.

Cover: Cover lightly with a thin layer of coarse vermiculite.

Sowing method: 1 seed per plug.

Media: pH 5.5-5.8; EC < 0.5.

Temperature: Maintain 65-68 °F (18-22 °C) until root emergence, then lower the temperature gradually to 62-65 °F (17-18 °C). Once cotyledons are fully expanded the temperature can be reduced further to 62-64 °F (16.5-17 °C).

Moisture: Begin with saturated (5) for days 1-5 and then reduce to a moist (3) on day 6. As the seedlings become fully developed with expanded cotyledons the moisture level can be decreased further to a medium (2) on day 9. At this point alternate between a wet (4) and a medium (2) between watering.

Humidity: 95-100 % until day 5; then reduce to 40-60 % to prevent hypocotyl stretch. Provide proper ventilation and horizontal airflow to improve oxygen levels in the media.

Light: Light is not necessary for germination to occur. If using a germination chamber providing a light source of 10-100 ft. candles (100-1,000 lx) will improve germination and overall quality. Going into the second stage of germination, on approximately day 6-7 the light levels can be increased to 6-8 mol/m²/day (2,000-2,500 ft. candles or 20,000-25,000 lx). This is after germination is finished.

Fertilizer: Begin feeding early using a calcium based fertilizer at lower rates to keep an adequate amount of calcium and nitrogen supplied to the seedlings. On days 5-7 begin feeding with a calcium based fertilizer (14-2-14; 13-2-13; 15-5-15 or 17-5-17) at 50-60 ppm. Maintain the EC between 0.5 and 0.75. Keep phosphorous levels between 6-8 ppm and boron supplied at 0.5 ppm.

GROWING ON

Media: pH 5.5-5.8; keep the pH in the lower range. This will help control the outbreak of thielaviopsis. EC 1.25-1.5.

Light: Provide 14-22 mol/m²/day (4,000-6,000 ft. candles or 35,000-50,000 lx).

Temperature: Maintain 68-70 °F (20-21 °C) nights, 64-67 °F (18-19 °C) days for the first 14 days or until the roots reach the bottom of the container. Thereafter temperatures may be lowered to 62-65 °F (16-18 °C) day and night. An ADT (average daily temperature) of 67 °F (19 °C) will give the fastest finished crop. Night temperatures below 59 °F (15 °C) will enhance flowering.

Fertilizer: Fertilize with a calcium-based feed 14-4-14; 15-5-15 or 17-5-15 at 100-150 ppm as needed. Phosphorus levels should be between 8-12 ppm and boron between 0.5-0.75. Keeping the EC below 1.5 will help prevent root problems.

Growth Regulators: B-Nine (daminozide) used as a spray at 2,500-5,000 ppm, A-Rest (ancymidol) used as a spray at 3-4 ppm. At times tank mixes are used combining B-Nine and A-Rest and B-Nine with Cycocel (chlormequat chloride). These combinations tend to give longer lasting effects.





Fungicide: Apply fungicides as needed to control root and foliar diseases. Follow the labeled recommended rates.

Common Diseases: Botrytis, alternaria leaf spot, downy mildew, thielaviopsis root rot and cercospora leaf spot.

Pests: Primarily aphids and ahrrips.

Post Harvest: Fertilize with potassium nitrate at 150 ppm 1-2 weeks prior to shipping.

Plug Crop Time	
288 tray	4-5 wks
Finished Crop Time (from 288 tray)	
Fall: Potting Date	6-8 wks
Fall: Sales Window	wk 34-44
Spring: Potting Date	19-20 wks
Spring: Sales Window	wk 7-15

					
Admire®	Spring:	23-25 wks	7-8" (15-20 cm)	Sun-Partial shade	Raw & BeGreen Primed
	Fall:	8-12 wks	7-8" (15-20 cm)	Sun-Partial shade	Raw & BeGreen Primed

Find detailed tech info in our Technical Guide.

All information is based on our own trials and would therefore be as guideline only. Detailed cultivation aspects vary depending on climate, location, time of year and environmental conditions. Benary expressly disclaims any responsibility for the content of such data / information and makes no representation or warranty for the cultivation of any products listed. It is recommended that growers conduct a trial of products under their own conditions.

Ernst Benary of America, Inc.

2759 Wagner Court, Suite A
DeKalb, IL 60115-8732, USA
Tel.: +1 815-756-4546
Fax: +1 815-756-9128
E-Mail: info@benary.com

benary.com

 **Benary**
beautyinside®