



*Viola wittrockiana* F<sub>1</sub>  
**Inspire® Plus**

**Increase Your Profits with Inspire® Plus**





Inspire® Plus Light Blue



Inspire® Plus Orange

Viola wittrockiana F<sub>1</sub>  
**Inspire® Plus**



**White**  
X 0295 / E



**White Blotch**  
X 0385 / E



**Lemon**  
X 0225 / E



**Lemon Blotch**  
X 0175 / E



**Yellow**  
X 0235 / E



**Yellow Blotch**  
X 0205 / E



**Yellow Purple Wing**  
X 0255 / E



**Fire Surprise**  
X 0085 / E



**Orange**  
X 0275 / E



**Orange Blotch**  
X 0285 / E



**Pink Shades**  
X 0435 / E



**Red Blotch**  
X 0315 / E



**Scarlet**  
X 0325 / E



**Marina Lavender**  
X 0193 / E



**Lavender Blotch  
Shades**  
X 0185 / E



**Violet**  
X 0475 / E



**Violet Face**  
X 0355 / E



**Metallic Blue Blotch**  
X 0425 / E



**Light Blue**  
X 0405 / E



**Marina**  
X 0195 / E



**True Blue**  
X 0245 / E



**Beaconsfield**  
X 0115 / E



**Blueberry Lemon**  
X 0157 / E



**Blue Blotch**  
X 0155 / E



**Blue Velvet**  
X 0165 / E





## Most Advanced Breeding in Large-Flowered Pansies

- Ideal for spring and fall production
- Uniform flower timing and habit across the series
- Short flower stems, compact plants – no stretching!
- Outstanding seedling quality
- BeGreen Primed – chemical free and eco-friendly

## Inspire® Plus Mixes – Great for Spring or Fall



**Blotch Mix**  
X 0491 / E



**Blueberry Pie Mix**  
X 0486E



**Clear Mix**  
X 0490 / E



**Jack-O-Lantern Mix**  
X 0489E



**Limoncello Mix**  
X 0485E



**Mardi Gras Mix**  
X 0483E



**Summer Skies Mix**  
X 0487E



**Sunny Day Mix**  
X 0482E



**Sun 'n Surf Mix**  
X 0481E



**Wine Country Mix**  
X 0488 / E



**Maxi Mix**  
(incl. all colors)  
X 0480 / E



**Inspire® Plus Orange Blotch**



**Inspire® Plus Violet Face & Yellow**

## Technical Information

**Product Use:** Packs, pots, mixed containers and landscape/mass plantings

### PLUG CULTURE

**Germination:** Maintain optimal conditions for seedling development, should begin on the day of sowing until root emergence. Expect root emergence in 2-4 days.

**Cover:** Cover lightly with a thin layer of coarse vermiculite.

**Sowing method:** 1 seed per plug

**Media:** pH 5.5-5.8, EC < 0.5

**Temperature:** Maintain 65-68 °F (18-20 °C) until root emergence, then lower the temperature gradually to 62-65 °F (17-18 °C). In stage 4 plugs can be toned at 55-60 °F (13-16 °C).

**Moisture:** Begin with saturated (5) for days 1-5 and then reduce to a moist (3) on day 6. As the seedlings become fully developed with expanded cotyledons the moisture level can be decreased further to a medium (2) on day 9. At this point alternate between a wet (4) and a medium (2) between watering.

**Humidity:** 95-100 % until day 5; then reduce to 40-60 % to prevent hypocotyl stretch. Provide proper ventilation and horizontal airflow to improve oxygen levels in the media.

**Light:** Light is not necessary for germination to occur. If using a germination chamber providing a light source of 10-100 ft. candles (100-1,000 lx) will improve germination and overall quality. Going into the second stage of germination, on approximately day 6-7 the light levels can be increased to 6-8 mol/m<sup>2</sup>/day, 2,000-2,500 ft. candles (20,000-25,000 lx). This is after germination is finished.

**Fertilizer:** Begin feeding early using a calcium-based fertilizer at lower rates to keep an adequate amount of calcium and nitrogen supplied to the seedlings. On days 5-7 begin feeding with a calcium-based fertilizer (14-2-14; 13-2-13; 15-5-15 or 17-5-17) at 50-60 ppm. Maintain the EC between 0.5 and 0.75. Keep phosphorous levels between 6-8 ppm and boron supplied at 0.5 ppm. Fertilizer rates can be gradually increased up to 100-175 ppm N by stage 3-4

### GROWING ON

**Media:** pH 5.5-5.8; keep the pH in the lower range; EC 1.25-1.5.

**Light:** Provide 14-22 mol/m<sup>2</sup>/day (4,000-6,000 ft. candles or 35,000-50,000 lx).

**Temperature:** Maintain 65 °F (18 °C) nights, or until the roots reach the bottom of the container. Thereafter temperatures may be lowered to 62-65 °F (16-18 °C) day and night. Plants can be toned at 50-60 °F (10-16 °C), but an ADT (average daily temperature) of 60 °F (16 °C) will give the fastest finished crop.

**Fertilizer:** Fertilize with a calcium-based feed 14-4-14, 15-5-15 or 17-5-15 at 175-225 ppm N as needed. Phosphorus levels should be between 8-12 ppm and boron between 0.5-0.75. Keeping the EC below 1.5 will help prevent root problems.

**Growth Regulators:** B-Nine (daminozide) used as a spray at 2,500-5,000 ppm, A-Rest (ancymidol) used as a spray at 3-4 ppm. At times tank mixes are used combining B-Nine and A-Rest and B-Nine with Cycocel (chlormequat chloride). These combinations tend to give longer lasting effects. For specifics on these and other growth regulators please contact a Benary representative.

**Fungicide:** Apply fungicides as needed to control root and leaf diseases. Follow the labels recommended rates.

**Common Diseases:** Botrytis, alternaria leaf spot, downy mildew, thielaviopsis root rot and cercospora leaf spot.

**Pests:** Primarily aphids and thrips.

**Post Harvest:** Fertilize with potassium nitrate at 150 ppm 1-2 weeks





#### Plug Crop Time

288 tray	4-5 wks
----------	---------

#### Finished Crop Time (from 288 tray)

	Spring	Fall
Packs (1*)	6-7 wks	4-5 wks
4"/10 cm pots (1*)	6-7 wks	5-6 wks
10" (25 cm) pots/baskets (7-8*)	6-7 wks	4-5 wks

\*plants per pot

					
Inspire® Plus	Spring:	11-12 wks	7-8" (15-20 cm)	Sun	Raw & BeGreen Primed
	Fall:	9-11 wks	7-8" (15-20 cm)	Sun	Raw & BeGreen Primed

### Find detailed tech info in our Technical Guide.

All information is based on our own trials and would therefore be as guideline only. Detailed cultivation aspects vary depending on climate, location, time of year and environmental conditions. Benary expressly disclaims any responsibility for the content of such data / information and makes no representation or warranty for the cultivation of any products listed. It is recommended that growers conduct a trial of products under their own conditions.

### Ernst Benary of America, Inc.

2759 Wagner Court, Suite A  
DeKalb, IL 60115-8732, USA  
Tel.: +1 815-756-4546  
Fax: +1 815-756-9128  
E-Mail: info@benary.com

benary.com

 **Benary**  
beautyinside®