

Portulaca grandiflora F₁

Sundial

Volcano Mix




Item no.: PG2296R/U



- Short crop time, fast growing
- Vigorous, well branched habit
- For pots, packs and baskets
- Wide color range with exciting tones

Technical Guide: [Click here](#)

All information in our technical guide is based on our own trials and would therefore be as guideline only. Detailed cultivation aspects vary depending on climate, location, time of year and environmental conditions. Benary expressly disclaims any responsibility for the content of such data/information and makes no representation or warranty for the cultivation of any products listed. It is recommended that growers conduct a trial of products under their own conditions.

Crop Time	Spring: 10 - 12 weeks
Height 	5 " / 13 cm
Width 	11 " / 28 cm
Flower Size 	2 " / 4 cm
Exposure	Sun
Seed Form	Raw Seed, Multipelleted Seed
Best Uses	Bedding, Landscape, Rockery

CULTURE GUIDE

Portulaca grandiflora F₁ Sundial

Usage

Mixed containers, bedding, landscaping

Sowing method

2 seeds per plug, 1 multi-seed pellet per plug

Germination

Stage I: 2-3 days at 70-78 °F (22-26 °C). Sow in media with very low soluble salt levels and pH 5.5-6.2. Light is not essential, but beneficial for germination. Keep soil moist but not wet. Keep relative humidity between 90-95%. At the end of stage I the radicle will have emerged and the cotyledons begin to unfurl.

Growing on

4-5 weeks after sowing (288-tray) transplant 1 plant into 10-11 cm (4-5") pots or packs

Media

Use a well-drained substrate with pH 5.5 -6.2 and 1-1.5kg/m³ fertilizer

Temperature

18 °C-22 °C (65-72 °F). Temperatures below 18 °C (65 °F) will inhibit induction and result in poor or no vegetative growth.

Fertilization

Moderate fertilization levels are required. Fertilize the crop with 150-200 ppm nitrogen, using a complete balanced fertilizer.

Stage I Starts with the radicle breaking through the testa. The roots are touching the medium. Ends with fully developed cotyledons.

Stage II Starts from fully developed cotyledons. Ends with the fully developed true leaf or true leaf pair.

Stage III Starts from the fully developed true leaf or true leaf pair and ends with 80% of the young plants being marketable.

Stage IV All young plants are ready for sale and in the process of being hardened off. This stage lasts about 7 days.

The cultural recommendations are based on results from trials conducted under Central European conditions. Different conditions in other parts of the world may lead to deviations in results achieved.

COLORS OF THE SERIES

Portulaca grandiflora F₁ Sundial



Chiffon
PG2201R/U



Coral
PG2210R/U



Cream
PG2202R/U



Deep Red
PG2212R/U



Fuchsia
PG2203R/U



Gold
PG2204R/U



Light Pink
PG2208R/U



Orange
PG2205R/U



Peppermint
PG2206R/U



Pink
PG2207R/U



Scarlet
PG2211R/U



Tangerine
PG2209R/U



White
PG2213R/U



Yellow
PG2214R/U



Caliente Mix
PG2298R/U



Mix
PG2299R/U



Peach Mix
PG2295R/U



Valentine Mix
PG2297R/U



Volcano Mix
PG2296R/U