Viola wittrockiana F_1

Highflyer™

Mix

Item no.: VW0799R/E



The Mounding Must-Have for Spring and Fall!

- Mounding, globe shaped plant habit
- A multi-purpose, not day length sensitive Pansy
- Enormous, long-lasting flower power
- Suitable for premium pots and baskets

Crop Time	Spring: 23 - 25 weeks , Autumn: 11 - 13 weeks
Height ⌀	5 " / 13 cm
Width ⌀	7 " / 18 cm
Exposure	Sun
Seed Form	Raw, BeGreen Primed
Product Use	Pack, Pot, Landscape
Family, Origin	Violaceae, Europe
Minimum Germ. Rate	90 %

TECHNICAL GUIDE

Viola wittrockiana F_1 Highflyer™

Flowering

Flowering Type: Day length neutral plant will flower regardless of day length. Highflyer™ also flowers under short day conditions below 8 hours, allowing for later sowings and a continuous flowering all winter and spring long.

Flowering Mechanism: Irradiance is the primary mechanism that initiates flowering. High light intensity 12-18 mol/m²/day (3,500-5,000 ft. candles or 35,500-50,000 lx) will initiate flowering once plants reach 3-5 true leaves (approximately day 15). Temperature is also critical to the number of days that flowering will occur. Long days will also enhance flowering.

Plug Culture

Germination: Maintain optimal conditions for seedling development, should begin on the day of sowing until root emergence. Expect root emergence in 2-4 days.

Cover: Cover lightly with a thin layer of coarse vermiculite.

Sowing method: 1 seed per plug.

Media: pH 5.5-5.8; EC 0.5.

Temperature: Maintain 18-20 °C (64-68 °F) until root emergence, then lower the temperature gradually to 17-18 °C (62-64 °F).

Moisture: Begin with saturated (5) for days 1-5 and then reduce to a moist (3) on day 6. As the seedlings become fully developed with expanded cotyledons the moisture level can be decreased further to a medium (2) on day 9. At this point alternate between a wet (4) and a medium (2) between watering.

Humidity: 95-100 % until day 5; then reduce to 40-60 % to prevent hypocotyl stretch. Provide proper ventilation and horizontal airflow to improve oxygen levels in the media.

Light: Light is not necessary for germination to occur. If using a germination chamber providing a light source of 10-100 ft. candles (100-1,000 lx) will improve germination and overall quality. Going into the second stage of germination, on approximately day 6-7 the light levels can be increased to 6-8 mol/m²/day (2,000-2,500 ft. candles or 20,000-25,000 lx). This is after germination is finished.

Fertilizer: Begin feeding early using a calciumbased fertilizer at lower rates to keep an adequate amount of calcium and nitrogen supplied to the seedlings. On days 5-7 begin feeding with a calcium-based fertilizer (14-2-14; 13-2-13; 15-5-15 or 17-5-17) at 50-60 ppm. Maintain the EC between 0.5 and 0.75. Keep phosphorous levels between 6-8 ppm and boron supplied at 0.5 ppm.

Plug Bulking and Flower Initiation: Maintain optimal conditions during the vegetative stage from cotyledon expansion to flower initiation. When the seedlings root to the edge of the plug and reach the 4-6 true leaf stage flower initiation will occur.

Media: pH 5.5-5.8; Maintain pH levels in the lower range to avoid outbreaks of thielaviopsis and boron deficiencies which may cause tip abortion. EC 0.75-1.0. Keeping the EC less than 1.5 can help control outbreaks of thielaviopsis and other root problems.

Light: The light levels need to be at 12-18 mol/m²/day, 3,500-5,000 ft. candles (35,000-50,000 lx). If high temperatures are experienced lowering the light level slightly to 8-10 mol/m²/day (2,500- 3,000 ft. candles or 25,000-30,000 lx) can help to further bulk the plug before flower initiation occurs.

Temperature: Maintain 18 °C (64 °F) nights, 18-21 °C (64-70 °F) days. When seedlings are well established the night temperature can be lowered to 15 °C (15 °F) to tone the plants as flower initiation occurs. An ADT (average daily temperature) of 19.5 °C (67 °F) will give the fastest finish.

Moisture: Alternate between a wet (4) and a medium (2) between watering. Let plants reach a medium before re-saturating to a wet (4). Avoid reaching a dry (1) since this can promote root problems.

Fertilizer: Continue feeding with calcium based fertilizers (14-4-14, 15-5-15 and 17-5-17) at 100-150 ppm. Keep phosphorous levels between 8-10 ppm and boron levels at 0.5 ppm in the irrigation water.

Growth Regulators: Several growth regulators can be used successfully to prevent hypocotyl stretch and control plants from getting too soft. Some commonly used growth regulators are: B-Nine (daminozide) used as a spray at 2,500- 5,000 ppm; A-Rest (ancymidol) used as a spray at 3-4 ppm. At times tank mixes are used combining B-Nine and A-Rest and B-Nine with Cycocel. These combinations tend to give longer lasting effects. For specifics please contact a Benary representative.

Fungicides: Preventative drenches can be made with fungicides for the control of Thielaviopsis and other soil-borne diseases.

Growing On
Media: pH 5.5-5.8; keep the pH in the lower range; EC 1.25-1.5.

Light: Provide 14-22 mol/m^2/day (4,000-6,000 ft. candles or 35,000-50,000 lx).

Temperature: Maintain 20-21 °C (68-70 °F) nights, 18-19 °C (64-66 °F) days for the first 14 days or until the roots reach the bottom of the container. Thereafter temperatures may be lowered to 16-18 °C (60-64 °F) day and night. An ADT (average daily temperature) of 19 °C (66 °F) will give the fastest finished crop.

Moisture: Alternate between moisture levels wet (4) and medium (2). Let plants reach a medium (2) before re-saturating to a wet (4).

Humidity: 40-60 % humidity is ideal.

Fertilizer: Fertilize with a calcium-based feed 14-4-14, 15-5-15 or 17-5-15 at 100-150 ppm as needed. Phosphorus levels should be between 8-12 ppm and boron between 0.5-0.75. Keeping the EC below 1.5 will help prevent root problems.

Growth Regulators: B-Nine (daminozide) used as a spray at 2,500-5,000 ppm, A-Rest (ancymidol) used as a spray at 3-4 ppm. At times tank mixes are used combining B-Nine and A-Rest and B-Nine with Cycocel (chlormequat chloride). These combinations tend to give longer lasting effects. For specifics on these and other growth regulators please contact a Benary representative.

Fungicide: Apply fungicides as needed to control root and leaf diseases. Follow the labels recommended rates.

Common Diseases: Botrytis, alternaria leaf spot, downy mildew, thielaviopsis root rot and cercospora leaf spot.

Pests: Primarily aphids and thrips.

Post Harvest: Fertilize with potassium nitrate at 150 ppm 1-2 weeks.

Plug & Finished Crop Time
Plug Crop Time

288 tray: 5-6 weeks

Finished Crop Time

Fall: 6-8 weeks

Spring: 18-20 weeks

Timing & Positioning Charts







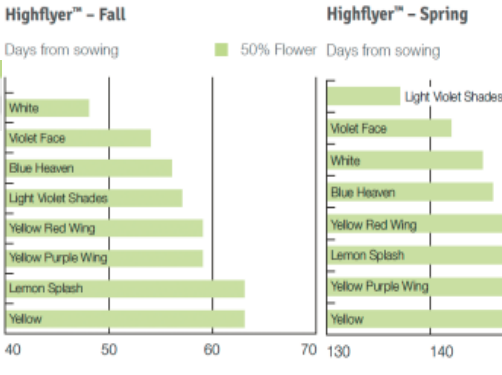

Expert Tip

Maintain pH levels below 5.8 to avoid outbreaks of thielaviopsis and boron deficiensies. When the plugs are ready for transplanting, do not hold them as they can get root bound.

– Julian, Area Sales Manager

Moisture Codes

Saturated (5)	Water is easily observed when finger is pressed on cell. Water moves freely from the top of the plug to the bottom.
Wet (4)	Media looks black and is not glistening. The media feels wet to the touch but there is very little water movement.
Moist (3)	Water is not easily visible. When finger is pressed on the cell there is very little movement from top to bottom.
Medium (2)	Media is not black, but now looks medium brown. There is no water movement when pressed with finger.
Dry (1)	Media has changed color to a very light brown and is dry to the touch.

All information in our technical guide is based on our own trials and would therefore be as guideline only. Detailed cultivation aspects vary depending on climate, location, time of year and environmental conditions. Benary expressly disclaims any responsibility for the content of such data/information and makes no representation or warranty for the cultivation of any products listed. It is recommended that growers conduct a trial of products under their own conditions.

COLORS OF THE SERIES

Viola wittrockiana F_1 Highflyer™



White
VW0701R/E



Lemon Splash
VW0706R/E



Yellow
VW0702R/E



Yellow Purple Wing
VW0704R/E



Yellow Red Wing IMPROVED
VW0703R/E



Light Violet Shades
VW0705R/E



Violet Face
VW0708R/E



Blue Heaven
VW0707R/E



Mix
VW0799R/E