


Lobelia erinus



Palace

Mix

Item no.: LE0199R/U



- Early flowering series
- Compact plant habit
- Excellent for pots, baskets and borders

Crop Time	Spring: 9 - 11 weeks
Height 	7 " / 18 cm
Width 	9 " / 23 cm
Exposure	Partial shade
Seed Form	Raw Seed, Multipelleted Seed
Best Uses	Bedding, Hanging basket, Pot Plant

CULTURE GUIDE

Lobelia erinus Palace

Usage

Beds, borders, containers and color bowls

Sowing method

7-10 seeds or 1 multipellet per plug (multi-seed pellets produce an average of 5-7 seedlings per pellet)

Germination

Stage I: 4-7 days at 70-75 °F (21-24 °C), in media with very low soluble salt levels and pH 5.5-6.5. Requires light for germination. Do not cover seeds. If pellets are used, ensure that the pellets are well-watered to allow them to dissolve. Keep soil slightly moist but not wet. Long day (12-14 h) during germination decreases the cultivation time and flowering will be earlier. Avoid direct sunlight by shading seeds after sowing.

Growing on

4-5 weeks after sowing, transplant into packs or pot 6-10 cm (2,5-4").

Media

Use a well-drained, disease-free, soilless medium with a pH 5.2 -5.8.

Temperature

Grow at night temperatures of 12-15 °C (54-59 °F) and day 17 -20 °C (63-68 °F). After development of the roots temperature can be further decreased. Before selling harden the plants by decreasing the temperature to 6-8 °C (43-46 °F). Lobelia erinus does not tolerate frost.

Fertilization

Moderate fertilization levels are required. Fertilize the crop weekly with 150-200 ppm nitrogen, using a complete balanced fertilizer. Avoid high ammonium and high nitrogen levels. Wetness and cold medium temperatures are a cause for iron deficiency. The roots are sensitive to high salt levels in substrates. Avoid high fertilizer concentrations, it is advisable to fertilize several times with low concentrations weekly. Reduce fertilizer rate at the end of the crop to keep the plants compact.

Stage I Starts with the radicle breaking through the testa. The roots are touching the medium. Ends with fully developed cotyledons.

Stage II Starts from fully developed cotyledons. Ends with the fully developed true leaf or true leaf pair.

Stage III Starts from the fully developed true leaf or true leaf pair and ends with 80% of the young plants being marketable.

Stage IV All young plants are ready for sale and in the process of being hardened off. This stage lasts about 7 days.

The cultural recommendations are based on results from trials conducted under Central European conditions. Different conditions in other parts of the world may lead to deviations in results achieved.

COLORS OF THE SERIES

Lobelia erinus Palace



Blue
LE0101R/U



Blue with Eye
LE0102R/U



Lilac
LE0103R/U



Royal
LE0106R/U



Sky Blue
LE0105R/U



White
LE0104R/U



Mix
LE0199R/U